

MINDRAY

OB & GYN

The DC-7 opens the door for unique concerns of women health and fetal care. With value added performance, DC-7 can meet the challenges from routine OB/GYN exams to further research studies, paving the way for the new experience of expertise.

New applications:

- 3D/4D imaging: offers you the greatest flexibility to fully view, and better analyzes the VOI with enhanced diagnostic accuracy
- New transvaginal probe: larger view of angle and better ergonomic design make your scanning more comfortable

Easy-to-use:

- Zoom function: automatic combination of large-scale pan zoom and spot zoom, provides the best zoom effect to visualize small structures
- Fetus analysis: various OB tables and trend graph for analyzing fetal growth easily
- DVD Recorder: records baby's face and emotion for the parents
- Complete measurement items and formulae with professional report template are provided specifically for OB/GYN exams

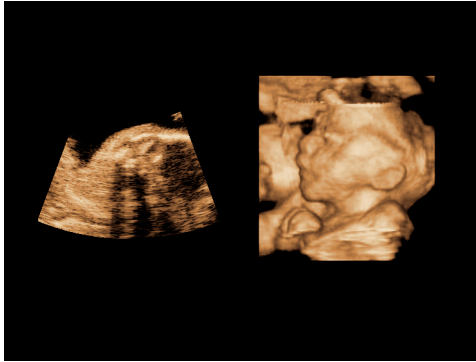


DC-7 **NEW**

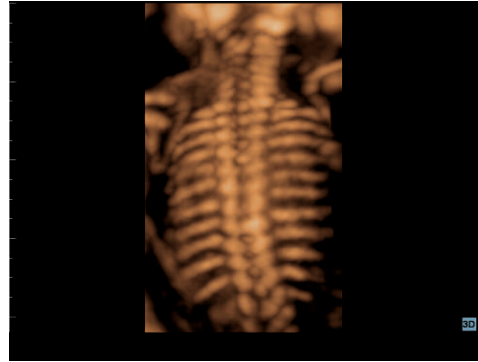
Diagnostic Ultrasound System

DC-7

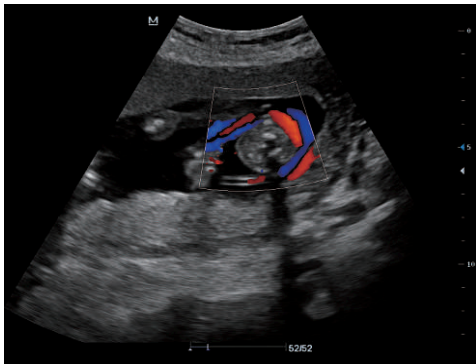
Diagnostic Ultrasound System



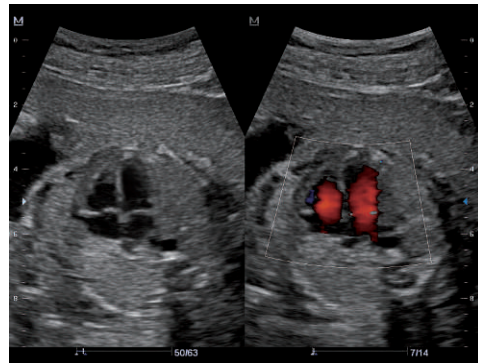
Fetal face (24 weeks), surface rendering



Fetal spine, max rendering



Umbilical cord



Four-chamber view of fetal heart



Endometrium canal, with transvaginal probe



Gestation sac



MINDRAY™

Mindray Building, Keji 12th Road South, High-tech Industrial Park,
Nanshan, Shenzhen 518057, P. R. China

Tel: +86 755 26582492, 26582888 Fax: +86 755 26582680

E-mail: intl-market@mindray.com Website: www.mindray.com

DISTRIBUTOR: